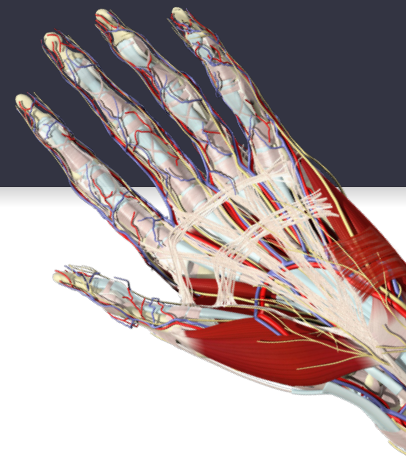


PRIMAL PICTURES



Depend on the anatomy solution trusted by millions worldwide

From core to customized, let Primal tailor a solution to your specific learning, teaching, practice or business needs.



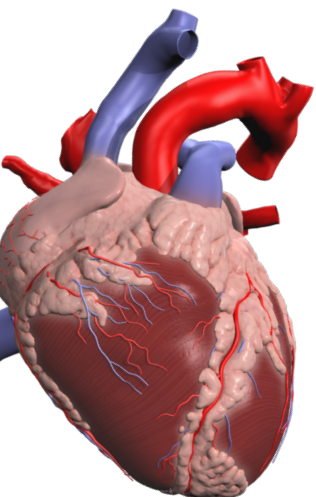
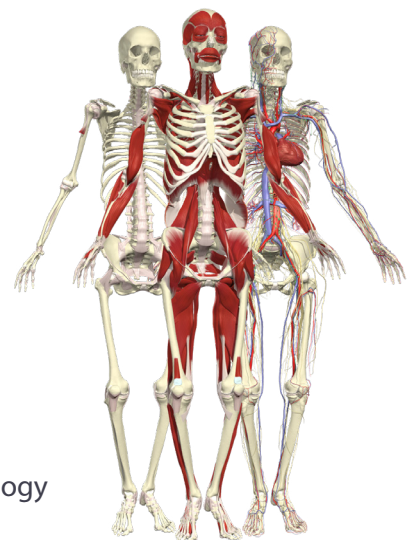
Established in 1991, Primal Pictures offers **the most complete, detailed and medically accurate** model of human anatomy for healthcare students, educators, practitioners, researchers and industry. Our visually stunning Anatomy.tv offers market-leading, web-based, 3D software solutions and mobile apps – widely adopted and used in over 1,500 academic and clinical institutions in 150+ countries.

Primal's learning solutions meet the needs of any educational program with an anatomy component:

- Medicine
- Dentistry
- Occupational therapy
- Nursing
- Physical therapy/ rehabilitation
- Sports medicine

Heighten engagement and improve outcomes

Primal helps establish a comprehensive foundation in anatomy and physiology of the whole body from gross to microanatomy, including its relation to disease and clinical conditions and even biomechanics.



Interactive 3D models

Guided textbook-style learning and narrated animations

Specialty content

E.g., midwifery, speech and language, chiropractic and audiology

Save, download & integrate content

Quick and easy embedding into LMS systems and other learning material

Self-assessment

Quizzes, modules & tools